


E1W INTEGRAL EARTH CAPTIVE COMPONENT GLAND®

for Steel and Aluminium Armoured Cable



Features and Benefits

- For indoor and outdoor use.
- Includes an integral earth connection for HV system circuits where high earth fault currents may be experienced.
- Two-piece handling, no loose parts
- Freely rotating captive cone and inspectible cone ring, providing an armour clamp and earth bond without twisting the armouring.
- Patented disconnect armoured clamp system for ease of inspection.
- Provides a seal on the inner and outer sheath of the cable, sealing to IP66/68.
- Precision manufactured from high-quality brass (nickel plated), available in aluminium or stainless steel 316/316L on request.
- Complete with earthing stud, bolt, thread sealing gasket, and heavy-duty locknut.

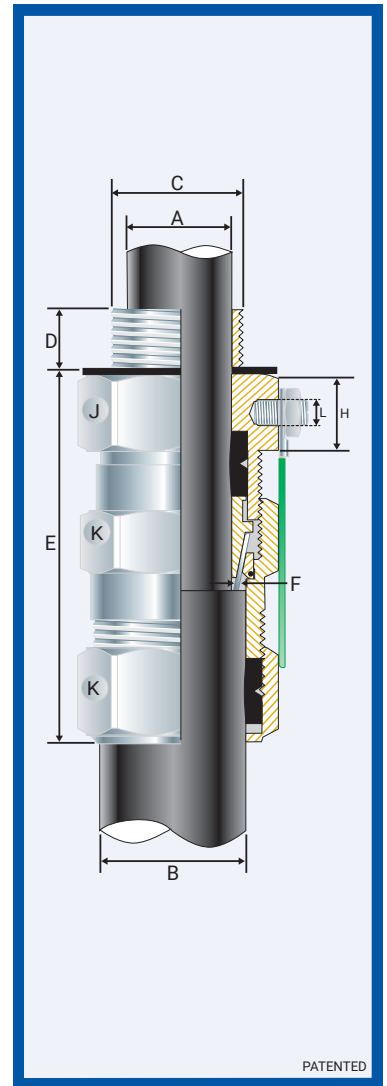


Technical Data

Type:	E1W IE (Integral Earth)
Gland Material:	Brass (Nickel Plated), BS 2874, EN 12164, Aluminium, Stainless Steel 316/316L
Seal Material:	Thermoset Elastomer or Silicone on request
Cable Type:	Steel Wire Armour and Aluminium Armour Wire
Armour Clamping:	Rotating Captive Cone and Inspectible Cone Ring
Sealing Area:	Inner Sheath and Outer Sheath
Optional Accessories:	Adaptor, Reducer, Locknut, Serrated Washer and Shroud

Standards and Certifications

Mechanical Properties:	Impact Category 8 Anchorage Type D	
Electrical Properties:	Category C	
Current Rating:	BS 6121:Part 5, IEC 62444	
Size 20s to 40	26kA one second	
Size 50s and above	43kA one second	
Continuous Operating Temp:	-65°C to +120°C	
Conformance:	Standard:	Certificate:
Design Standards	BS 6121:Part 1 EN 50262 IEC/BS EN 62444 SANS 62444 SANS 1213	CML 14CA364 CML 14CA364 CML 14CA364 MASC 22-9012 MASC 18-2047, MASC 2109/4596 CML 15Y728
IP66/68 100m - Parallel	IEC 60529	
IP65/66 - Tapered	IEC 60529	
Marine ABS	IEC 60529, IEC 62444	25-0167207-PDA
DNV	IEC 60529, BS 6121, IEC 62444	TAE000000Z
EMC Compatible	EN 55011, + A1, EN 55022	SGS EMC305079/1
London Underground Approval	BS EN 62444	LU 3043



Installation Standards

- AS/NZS 3000
- BS 6121-5
- BS 7671
- BS 7430
- IEC 60364-5-54
- SANS 0142

Product Code	Gland Size Ref	Metric Entry Thread		NPT Entry Thread		Cable Detail				Max Length 'E'	Armour Dia		Max Thickness 'H'	Hex (Max) Flats		Hex (Max) Cnrs		Earth Bolt 'L'	Inst. Torque Nm
		'C'	Min 'D'	'C'	Min 'D'	Min 'A'	Max 'A'	Min 'B'	Max 'B'		Min 'F'	Max 'F'		'J'	'J'	'K'	'K'		
051800-16-IE*	00-16ss	M16x1.5	10	-	-	3.0	8.5	8.0	13.5	61.0	-	0.90	15.0	33.0	37	♦24.0	♦27.0	*M6/M8	35.0
051800-IE*	00-20ss	M20x1.5	10	½/¾	15	3.0	8.5	8.0	13.5	61.0	-	0.90	15.0	33.0	37	♦24.0	♦27.0	*M6/M8	35.0
0518-0-IE*	0-20s	M20x1.5	10	½/¾	15	7.0	12.0	11.5	16.0	61.0	0.90	1.25	15.0	33.0	37	♦24.0	♦27.0	*M6/M8	35.0
051801-IE	1-20	M20x1.5	10	½/¾	15	11.0	15.0	14.5	20.5	67.0	0.90	1.25	15.0	39.0	44	27.0	30.0	*M6/M8	35.0
051802-IE	2-25	M25x1.5	10	¾/1	15/19	14.0	20.0	20.5	26.5	80.0	1.25	1.60	15.0	46.0	52	35.0	39.0	M8	50.0
051803-IE	3-32	M32x1.5	10	1/1¼	19	19.0	26.5	26.5	33.5	80.0	1.60	2.00	15.0	57.0	64	42.0	47.0	M8	70.0
051804-IE	4-40	M40x1.5	15	1¼/1½	19/21	26.0	34.0	33.0	42.5	85.0	1.60	2.00	15.0	66.0	74	52.0	59.0	M10	90.0
051805-IE	5-50	M50x1.5	15	1½/2	21	34.0	44.5	42.5	52.5	106.0	2.00	2.50	20.0	83.0	93	65.0	73.0	M10	100.0
051806-IE	6-63	M63x1.5	15	2/2½	21/30	44.0	56.5	52.5	65.5	129.0	2.00	2.50	22.0	106.0	119	80.0	90.0	M12	120.0
051807-IE	7-75	M75x1.5	15	2½/3	30/32	56.0	67.5	65.5	78.0	149.0	2.50	3.15	25.0	117.0	132	96.0	102.0	M12	120.0
051808-IE	8-80	M80x2.0	20	3	32	68.0	74.0	78.0	82.0	149.0	2.50	3.15	25.0	126.0	142	96.0	102.0	M12	120.0
051809-IE	9-90	M90x2.0	20	3/3½	32/33	74.0	81.5	82.0	91.0	157.0	3.00	3.50	25.0	135.0	152	96.0	102.0	M12	120.0
051810-IE	10-100	M100x2.0	20	3½/4	33/34	81.0	91.0	90.0	100.0	165.0	3.00	3.50	25.0	135.0	152	125.0	141.0	M12	120.0

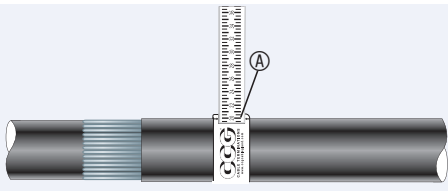
All dimensions except NPT are in mm.

* Customers to specify M6 or M8. ♦ When manufactured in Aluminium, Hex will be 27 Across Flats and 30 Across Corners.


CCG reserves the right to make alterations to the technical data, dimensions, designs and products available without notice. The illustrations cannot be considered binding. Please contact CCG for assistance.

E1WIE-PEG100625E

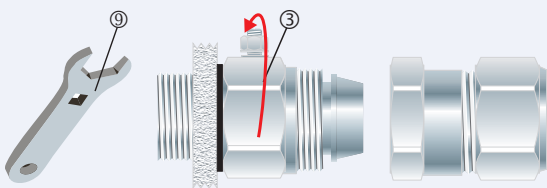
E1W INTEGRAL EARTH CAPTIVE COMPONENT GLAND®



1. For accurate sizing, use a CCG Dimension Tape ① on the inner and outer cable sheath.



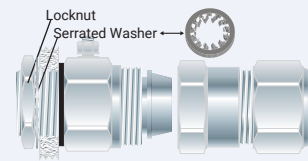
2. Remove the locknut ①. To maintain IP66/68, ensure the gasket ② is in place.



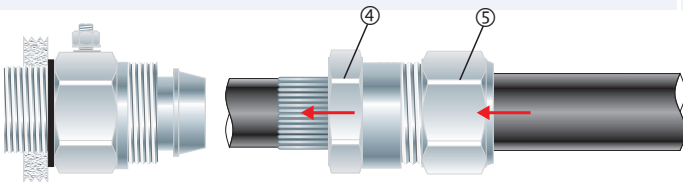
3. Screw the inner ③ into the apparatus. Tighten to installation torque using a CCG Spanner ⑨.

Alternative installation through an unthreaded entry.

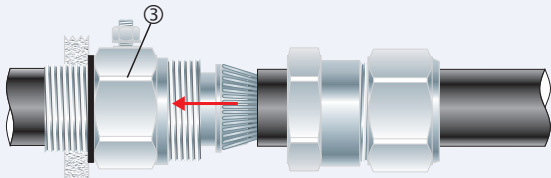
If the apparatus is untapped use a locknut.



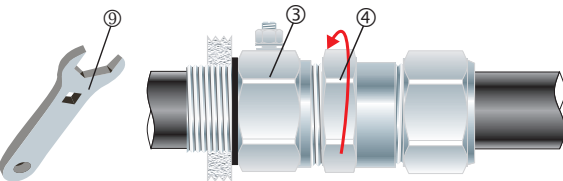
If the gland has NPT entry threads fitted to a threaded entry then IP68 (2m) can be achieved by applying one of the following tested and approved grease types to the thread:- Renolit Lubrene CA700 or LX220 EP2, Renolit LC-WP2 or Moly LX2, or Dow Corning 4 Electrical Compound.



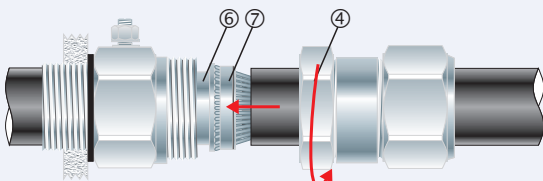
4. Cut back the cable outer sheath and pass the outer nut ⑤ and the body ④ over the cable .



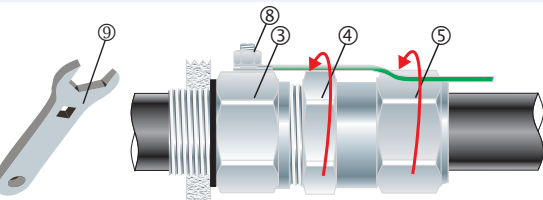
5. Pass cable end through the inner ③ and splay the armour wires over the cone ⑥.



6. Tighten the body ④ onto the inner ③ until hand tight, then tighten with a CCG Spanner ⑨ with ¾ turn to lock the armour between the cone ⑥ and the cone ring ⑦.



7. Unscrew the body ④. Check that the armour has locked between the cone ⑥ and the cone ring ⑦ (O-Ring on the cone ⑥ and cone ring ⑦ are sacrificial).



8. Tighten the body ④ onto the inner ③ to the installation torque using a CCG Spanner ⑨. Tighten the outer nut ⑤ to produce a moisture proof seal by turning until the seal makes contact with outer sheath of cable and then turn one full turn. Connect earth wire / lug to earth stud ⑧.